



Please find your Activation Codes as well Setup Instructions below:

Activation Codes:

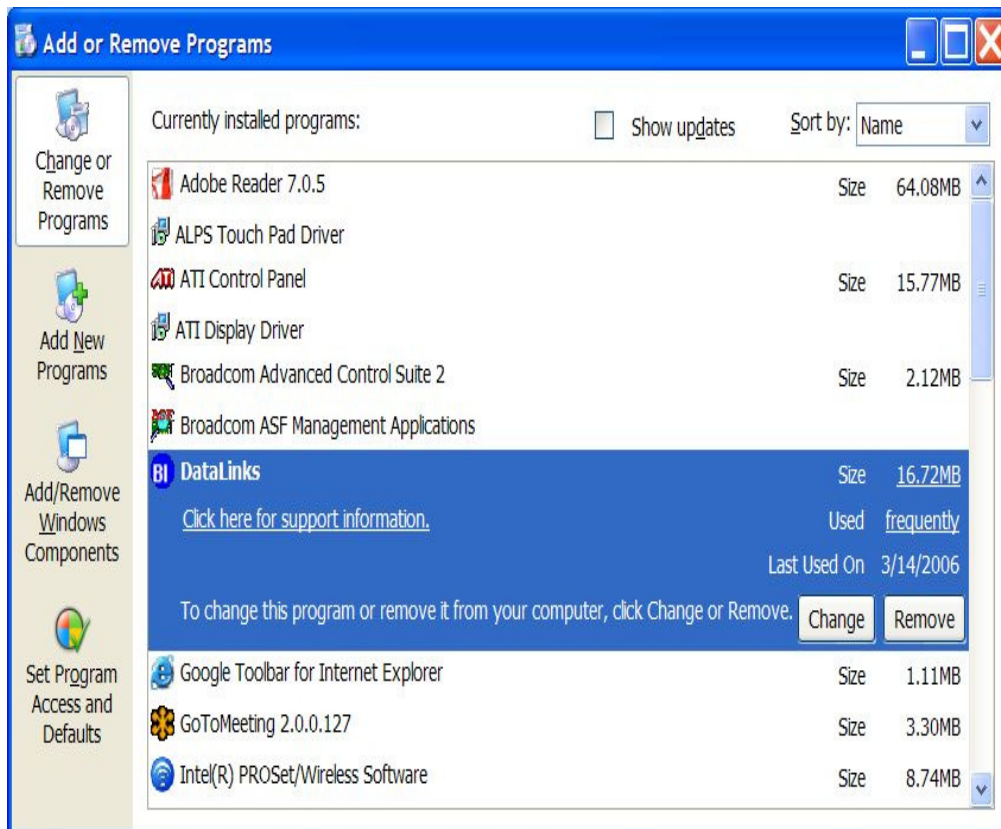
XXXXXXXXXXXX
XXXXXXXXXXXX
XXXXXXXXXXXX

To update your version of DataLinks follow the instructions below:
(This has both update and installation instructions)

Removing your existing version

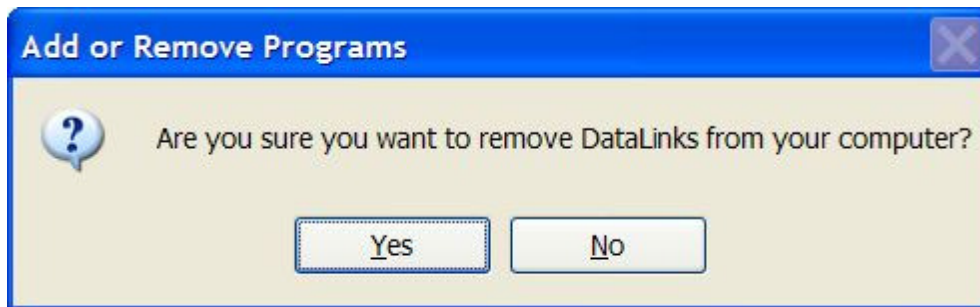
- 1) Click on the 'Start' button at the bottom left portion of your computer desktop.
- 2) Select 'Settings', choose 'Control Panel', then click on 'Add or Remove Programs'
- 3) You should see a dialog box similar to the one pictured below.

Click on the DataLinks item, and click on the 'Remove' button.





4) When prompted to remove the program choose the 'Yes' button.



5) A progress meter will advance indicating DataLinks is being removed. When the dialog box from step 3) reappears you should notice DataLinks is no longer an available program item. DataLinks has been successfully removed.

Installing your update

6) Click on the link below to begin the download process

www.BusinessIntelligenceLLC.com/download/DataLinks.zip

You may be prompted for a user name and password. If so they are:

User Name: download

Password: helloworld

7) The file download dialog box will prompt you to either Open, Save, or Cancel. We suggest you choose 'Save' and choose a convenient location (such as the desktop) on your computer.

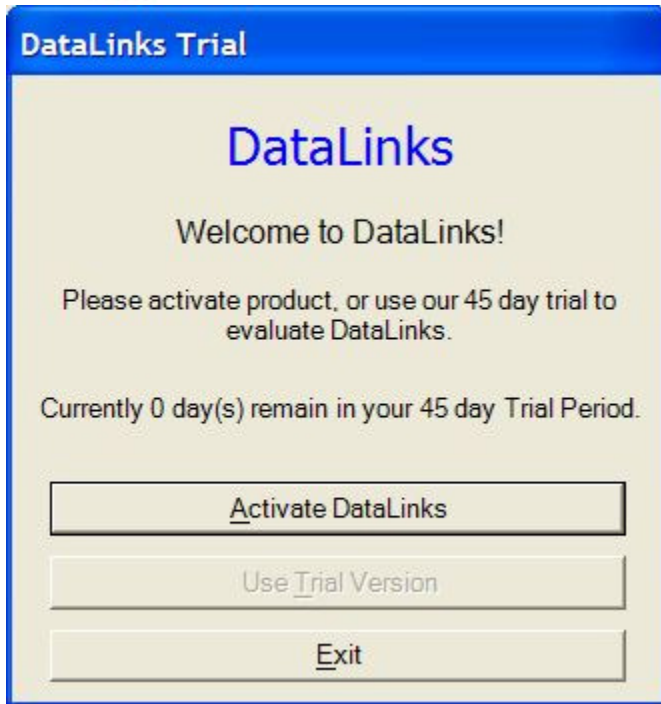
8) Once the download is complete, go to the downloaded file (DataLinks.zip) and doubleclick on the file.

9) Launch the file 'Setup.Exe'. This will start the installation wizard. Answer the questions presented until the process is completed, then press the 'Close' button. DataLinks is now installed.

Starting DataLinks and ReActivating

10) Launch DataLinks. Click the 'Start' button, 'Programs', then 'Business Intelligence'. Choose the 'DataLinks' menu item.

11) On opening you will be prompted to Active DataLinks. Click on the 'Activate DataLinks' button.



12) The DataLinks Activation dialog box will appear. After reading the license agreement check the 'I Agree to All The Terms and Conditions Listed Above' box and type the serial number provided here:

XXXXXXXXXXXX

You should now be ready to use updated DataLinks. If you experience any difficulties please contact us at: Support@BusinessIntelligenceLLC.com

BUSINESS INTELLIGENCE LLC
435 DEVON PARK DRIVE · BUILDING 500
WAYNE, PA 19087-1939
PHONE: 610-971-4067